

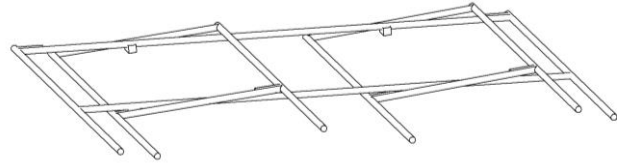
ASSEMBLY INSTRUCTIONS

Top (Shelf)

1 (marble)

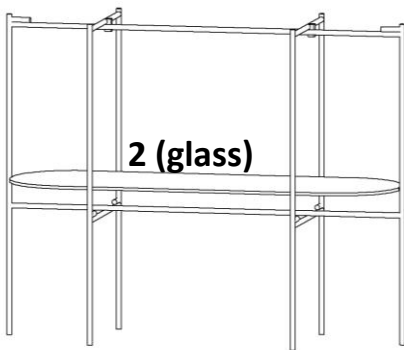
2 (glass)

Legs



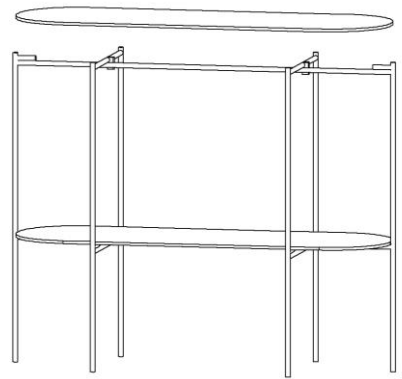
- To assemble the console table, firstly we have to unfold the legs and put the shelf in the legs frame step by step as given below instructions.

Step : 1



Step : 2

1 (marble)



Final product.

