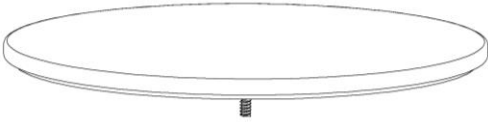


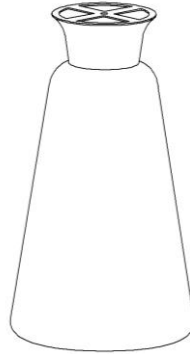
## Assembly Instruction

- Always put the part A on part B for assemble the product.


**A**



**B**



- To assemble the product, please turn the enclosed part A on the part B in the clockwise direction .



- After following all the assembly instructions you will have a good table .

